

Features

- Miniature package for design flexibility
- Long operating life
- Conductive plastic element
- Bushing or PC board mount
- Quadrature output
- RoHS compliant*

3315 - 9 mm Square Sealed Incremental Encoder

Electrical Characteristics

Output.....	2-bit quadrature code, Channel A leads Channel B electrically turning clockwise (CW)
Closed Circuit Resistance	5 ohms maximum
Contact Rating.....	TTL compatible loads
Insulation Resistance (500 VDC)	1,000 megohms minimum
Dielectric Withstanding Voltage	
Sea Level	900 VAC minimum
Electrical Travel	Continuous
Contact Bounce.....	5 milliseconds maximum
RPM (Operating).....	120 maximum

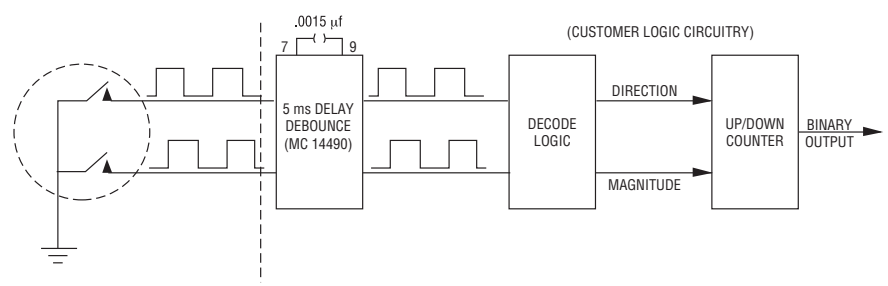
Environmental Characteristics

Operating Temperature Range.....	-40 °C to +125 °C (-40 °F to +257 °F)
Storage Temperature Range.....	-55 °C to +125 °C (-67 °F to +257 °F)
Humidity	MIL-STD-202, Method 103B, Condition B
Vibration	30 G
Contact Bounce.....	5.0 millisecond maximum
Shock	100 G
Contact Bounce.....	5.0 millisecond maximum
Rotational Life	100,000 cycles @ 6 PPR 25,000 cycles @ 16 PPR
IP Rating.....	IP 67

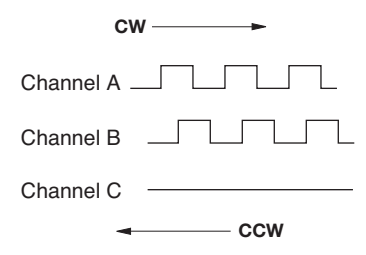
Mechanical Characteristics

Mechanical Angle	360 ° Continuous
Running Torque	3.53 N-cm (5 oz.-in.) maximum
Mounting Torque	
Plastic Bushing.....	45.19 N-cm (4.0 lb.-in.) maximum
Metal Bushing.....	79 N-cm (7.0 lb.-in.) maximum
Weight	4.5 gm (0.15 oz.)
Terminals	
Soldering Condition	
Manual Soldering	96.5Sn/3.0Ag/0.5Cu solid wire or no-clean rosin cored wire; 370 °C (700 °F) max. for 3 seconds
Wave Soldering	96.5Sn/3.0Ag/0.5Cu solder with no-clean flux; 260 °C (500 °F) max. for 5 seconds
Wash Processes	For recommended wash processes, please refer to http://www.bourns.com/pdfs/sldclen.pdf
Marking.....	Manufacturer's trademark, part number, and date code
Hardware.....	One lockwasher and one mounting nut are shipped with each encoder, except where noted in the part number.

Suggested Incremental Control Diagram



Quadrature Output Table



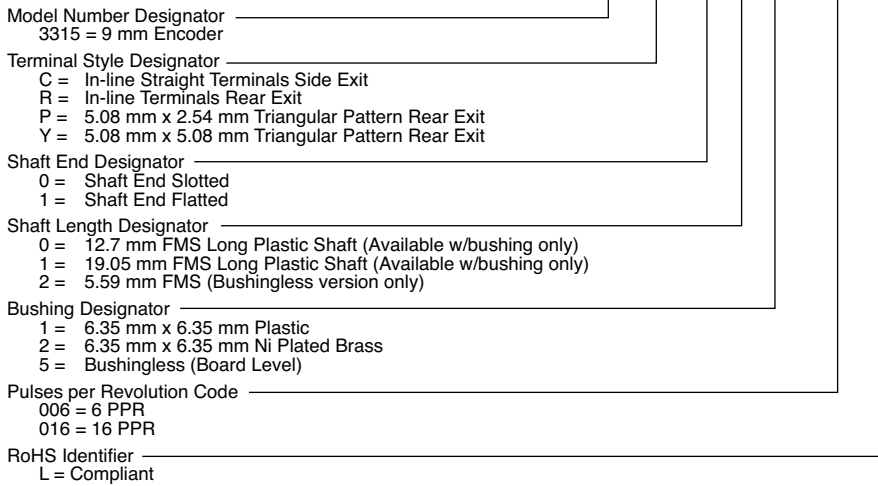
*RoHS Directive 2002/95/EC Jan. 27, 2003 including annex and RoHS Recast 2011/65/EU June 8, 2011.
 Specifications are subject to change without notice.
 Customers should verify actual device performance in their specific applications.

3315 - 9 mm Square Sealed Incremental Encoder

BOURNS®

How to Order

3315 Y - 0 0 1 - 006 L



3315 - 9 mm Square Sealed Incremental Encoder

BOURNS®

Product Dimensions

COMMON DIMENSIONS 3315-001 Plastic Bushing Slotted Shaft



MOUNTING HOLE PATTERN



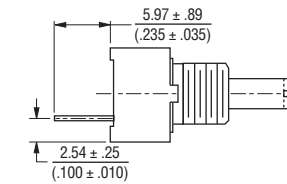
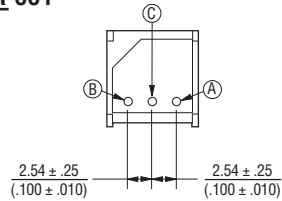
3315C-001



3315P-001



3315R-001



3315Y-001



COMMON DIMENSIONS 3315C-101 Plastic Flatted Shaft



DIMENSIONS: $\frac{\text{MM}}{\text{(INCHES)}}$

3315 - 9 mm Square Sealed Incremental Encoder

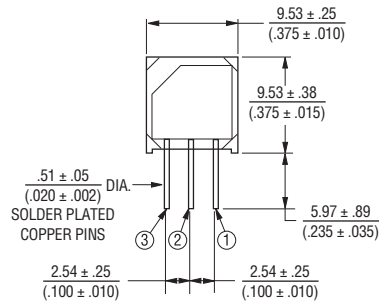
BOURNS®

Product Dimensions

3315P-101



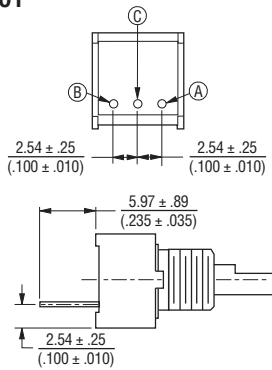
COMMON DIMENSIONS 3315-002 Metal Bushing



3315P-002



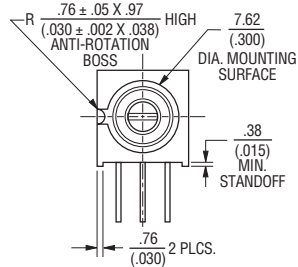
3315R-101



3315R-002



3315Y-101



3315Y-002



DIMENSIONS: $\frac{\text{MM}}{\text{INCHES}}$



3315C-002

